



MOONEY INTERNATIONAL CORPORATION SPECIAL LETTER

SPECIAL LETTER 18-08
Date: 8-29-2018

SUBJECT: To ADVISE MOONEY OWNERS/OPERATORS of the **GARMIN Service Bulletin No.: 1850 Rev. A, Dated: July 27, 2018 - Subject: Flight Stream 510 Software Upgrade to Version 2.41**

**MODELS/
S/N AFFECTED:** Garmin Flight Stream 510 (011-03595-()) units with software version 2.40 or earlier are affected.

**TIME OF
COMPLIANCE:** Optional: This bulletin may be incorporated at the owner's discretion and is not warranty reimbursable.

INTRODUCTION: This modification consists of upgrading Flight Stream 510 software to version 2.41 (P/N 006-B2021-41). **Refer to the attached for more information.**

INSTRUCTIONS: Refer to - **GARMIN Service Bulletin No.: 1850 Rev. A, Dated: July 27, 2018 - Subject: Flight Stream 510 Software Upgrade to Version 2.41**

WARRANTY: This modification is not warranty reimbursable.

**REFERENCE
DATA:** Refer to - **GARMIN Service Bulletin No.: 1850 Rev. A, Dated: July 27, 2018 - Subject: Flight Stream 510 Software Upgrade to Version 2.41**

PARTS LIST: **N/A**



1200 E. 151st Street
Olathe, KS 66062
913-397-8200

SERVICE BULLETIN

NO.: 1850 Rev A

TO: All Garmin Aviation Service Centers
DATE: July 27, 2018
SUBJECT: Flight Stream 510 Software Upgrade to Version 2.41

CERTIFICATION

AUTHORIZATION: TSO Authorization (see Approval section for details)

PRODUCTS AFFECTED

Garmin Flight Stream 510 (011-03595-()) units with software version 2.40 or earlier are affected.

PURPOSE

Flight Stream 510 Software Version 2.41 improves the Database Concierge tool.

DESCRIPTION

This modification consists of upgrading Flight Stream 510 software to version 2.41 (P/N 006-B2021-41).

COMPLIANCE

Optional: This bulletin may be incorporated at the owner's discretion and is not warranty reimbursable.

APPROVAL

TSO authorization does not provide installation airworthiness approval. Separate installation airworthiness approval is required for type certified aircraft. Notification of revision to any Garmin STC(s) will be provided under a separate service bulletin.

Flight Stream 510 Software Version 2.41 is TSO approved. The change is minor per 14 CFR 21.619.

MANPOWER

One-half (1/2) hour labor per aircraft.

WARRANTY INFORMATION

This modification is not warranty reimbursable.

© 2018
Garmin Ltd. or its subsidiaries
All Rights Reserved

Except as expressly provided herein, no part of this document may be reproduced, copied, transmitted, disseminated, downloaded or stored in any storage medium, for any purpose without the express prior written consent of Garmin. Garmin hereby grants permission to download a single copy of this document and of any revision to this document onto a hard drive or other electronic storage medium to be viewed and to print one copy of this document or of any revision hereto, provided that such electronic or printed copy of this document or revision must contain the complete text of this copyright notice and provided further that any unauthorized commercial distribution of this document or any revision hereto is strictly prohibited.

SOFTWARE INSTALLATION AND VERIFICATION INSTRUCTIONS

NOTE

Before starting, make sure the installation airworthiness approval includes Flight Stream 510 software version 2.41.

The following items are required to complete this update:

- A compatible portable device with an active Dealer Mode subscription
- An active Garmin Pilot account
- Garmin Pilot iOS version 9.1.5 or later

NOTE

To activate Dealer Mode, contact Aviation Product Support at (888) 606-5482. Request access to update Flight Stream firmware as a Garmin Dealer.

To update Flight Stream software, complete the following steps:

1. Connect to the Flight Stream device using Bluetooth.
2. Open the Garmin Pilot application.
3. From the Home screen, select the **SETTINGS** key.



Figure 1. Garmin Pilot Home Screen

4. Make sure **Dealer Mode** shows as an active subscription.

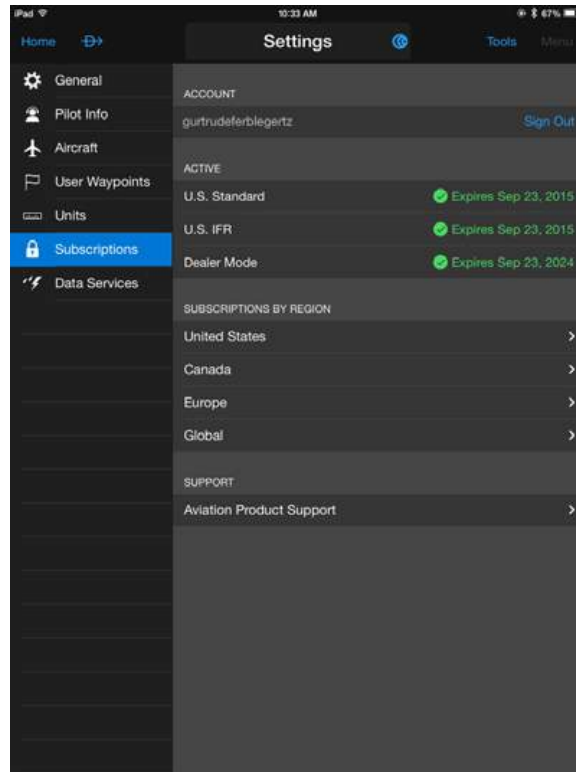


Figure 2. Garmin Pilot Settings Screen

5. Select the **HOME** key.
6. Select the **Connex** key.
7. Select the **Firmware** key.
8. Select Flight Stream 510 software version 2.41.

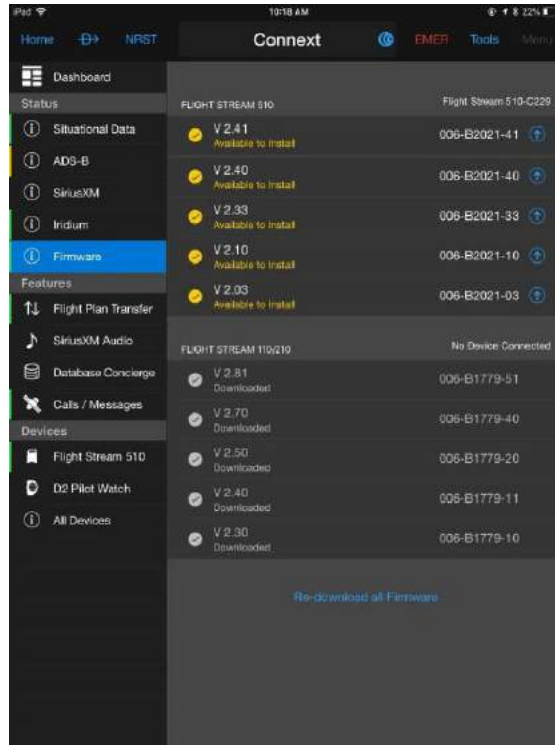


Figure 3. Garmin Pilot Connex Screen

- Flight Stream 510 software updates must be installed over Wi-Fi. Select **Update over Wi-Fi** to enable the Flight Stream 510 Wi-Fi network.

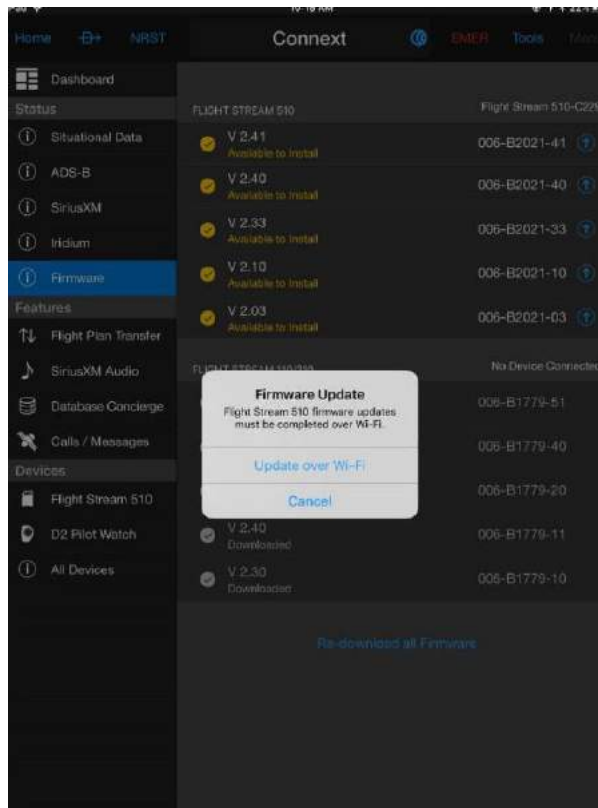


Figure 4. Firmware Update Wi-Fi Popup

- Connect the portable device to Flight Stream 510 Wi-Fi network. The network password can be found on the Flight Stream 510 setup page of the LRU.
- Open the Firmware page of Garmin Pilot again.
- Select **Update Firmware**.
- Select software version 2.41.
- Select **Begin Firmware Update** on the following popup screens.

CAUTION

Do not remove Flight Stream device or stop power to the LRU while updating firmware.

- The Flight Stream device will reboot once updated. Allow the Flight Stream device to reconnect to Garmin Pilot.

16. Make sure the firmware version now displays the updated software version.

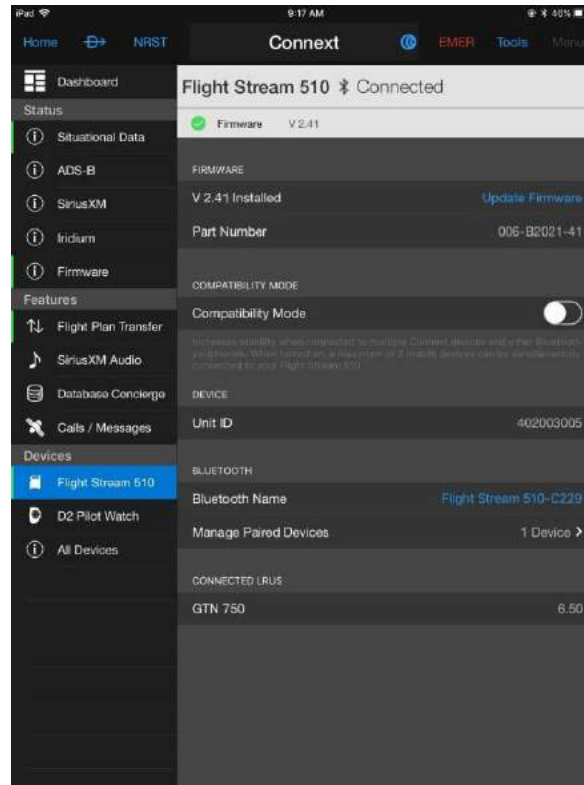


Figure 5. Updated Flight Stream

MODIFICATION INSTRUCTIONS FOR LOADING TO OLDER SOFTWARE VERSION

Perform the steps in the Software Installation and Verification section on this bulletin and select the desired older software version.

RETURN TO SERVICE TEST PROCEDURE

Successful completion of the Software Installation and Verification instructions of this Service Bulletin is adequate to return the Flight Stream 510 to service after the software modification.